

To: Vermont Legislature
From: Michael Harrington, Interim Labor Commissioner
Date: June 3, 2020
Subject: Unemployment Insurance Daily Update

This report includes both new and continuing efforts. New information is in **RED**.

General Updates

- Overall, the Department is seeing a decrease in the number of weekly claims being filed. This is likely due to individuals returning to work. In addition, the UI trust fund remains in a healthy position. (see Figure 2.1 and Figure 2.2)
- **Fraud Update:** There are essentially two types of fraud that the Unemployment Insurance Division deals with on a regular basis. The first is claimant fraud. This is when a claimant misrepresents material facts regarding their claim in order to become eligible for benefits. A common example of this is when a claimant files for benefits during a week in which he/she was also working full-time and earning wages. The second type of fraud is identity fraud. This involves someone, or some system, falsely using someone’s personal information to file a claim for benefits. Typically, in these cases, 90% of the information being provided is correct, while the remaining information is specific to the fraudster, such as bank account routing information. This makes tracking these fraudulent claims exceedingly difficult. The latter of these two types, is what has begun to crop up across the country and even here in Vermont.
- The Department is finalizing fraud guidance, as well as a public information campaign to inform Vermonters how to protect themselves against fraud.

Call Center Update

- The Department is holding daily Q&A sessions with Maximus agents, so they are able to answer more questions when claimants call rather than adding them to an escalation sheet for UI staff to follow up on.
- **On June 3rd, the call volume was 3,615 and the average hold time was 8 seconds.**

UI Claimant Inquiry Tool (UI-CIT)

- **The Department has received 74 inquiries through the UI-CIT since its soft launch. Of those, staff have resolved 41 inquiries and are working through the remaining 33.** We anticipate making the tool available to the public in the coming weeks.

Traditional Unemployment Insurance (TUI)

Unemployment Insurance		
Total Initial Claimants Filed	101,028	Total Number of Initial Claimants.
Initial Claimants Eligible for UI	72,055	Number of claimants eligible for UI.
Initial Claimants Eligible for UI - Paid	65,286	Number of claimants who are receiving, or have received, UI benefits.

The data presented in this publication represents unofficial information collected from a variety of sources, and is being provided in order to ensure transparency, the freedom of information, and a well-informed public. While it is accurate to the extent ascertainable by the Department at the time of publication, it has not been subject to inspection or validation, and does not constitute verified employment data for the purposes of required reporting and formal release. This data is for the sole purpose of informing the public and shall not be recreated or reposted in any way, without this disclaimer. The information provided herein is not related in any way to the certified data provided to the U.S. Department of Labor.

Initial Claimants Eligible for UI - Not Paid	6,769	Number of claimants who meet basic eligibility thresholds, and who either have issues on their claim or are no longer filing.
UI Trust Fund Balance	\$341,217,994	Trust Fund balance can fluctuate due to benefit payments, earned interest, employer contributions, and federal reimbursements. (Note: Balance as of 3/1/2020 \$506,157,247)

Pandemic Unemployment Assistance (PUA)

Pandemic Unemployment Assistance		
Claimants Potentially PUA Eligible	26,636	Total number of claimants that could complete the PUA application and are in the system
Claimants in PUA – Filed	17,773	# of claimants who have completed the PUA application
Claimants in PUA – Filed & Eligible	17,062	# of eligible claimants
Claimants in PUA – Filed & Ineligible	701	# of ineligible claimants
Claimants Eligible for PUA - Filed and Paid	15,279	# of eligible claimants receiving PUA benefit.
Claimants in PUA -Filed and Not Paid	1,783	# of claimants that have a payment pending, issue on weekly claim to resolve, or have returned to work and are not filing.
Total PUA Benefits Dispersed	\$96,884,009	Total amount of PUA benefits paid

(This section intentionally left blank)

The data presented in this publication represents unofficial information collected from a variety of sources, and is being provided in order to ensure transparency, the freedom of information, and a well-informed public. While it is accurate to the extent ascertainable by the Department at the time of publication, it has not been subject to inspection or validation, and does not constitute verified employment data for the purposes of required reporting and formal release. This data is for the sole purpose of informing the public and shall not be recreated or reposted in any way, without this disclaimer. The information provided herein is not related in any way to the certified data provided to the U.S. Department of Labor.

APPENDIX

Popular Links:

- [Click here for PUA general information](#)
- [Click here for PUA FAQs](#)
- [Click here for PUA application video demonstration](#)
- [Click here for unemployment general information](#)
- [Click here for frequently asked questions](#)
- [Click here for Return to Work Frequently Asked Questions](#)

Figure 1.1

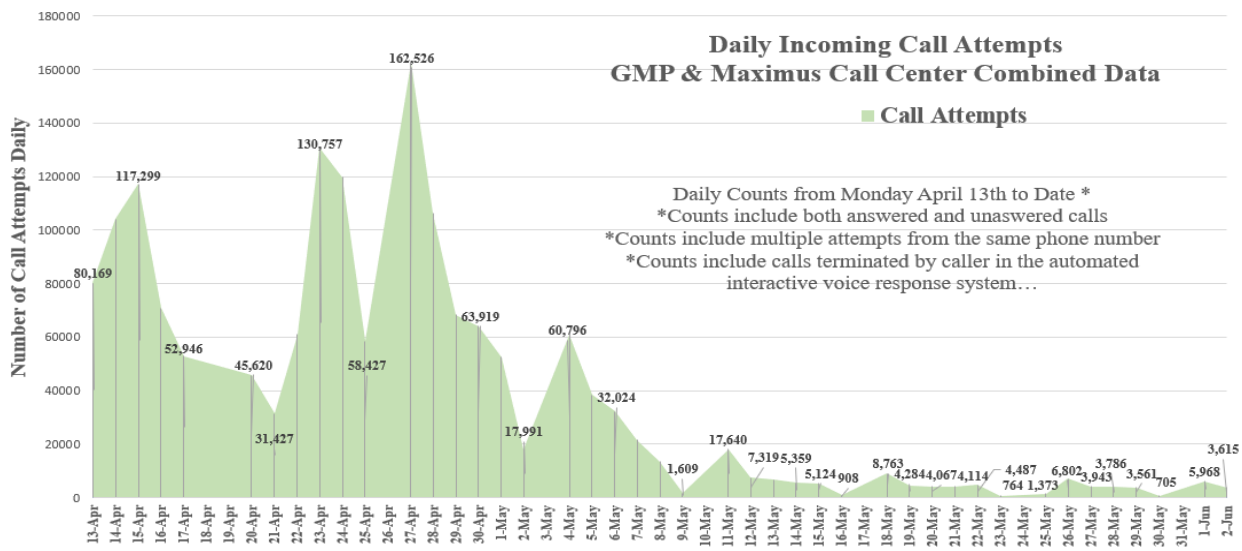
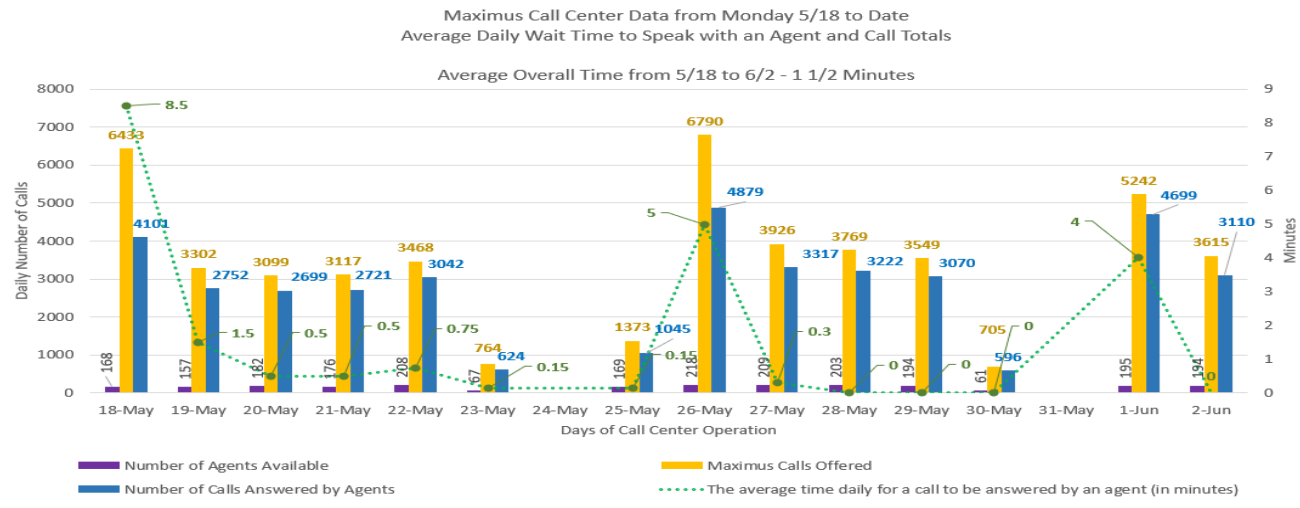


Figure 1.2



The data presented in this publication represents unofficial information collected from a variety of sources, and is being provided in order to ensure transparency, the freedom of information, and a well-informed public. While it is accurate to the extent ascertainable by the Department at the time of publication, it has not been subject to inspection or validation, and does not constitute verified employment data for the purposes of required reporting and formal release. This data is for the sole purpose of informing the public and shall not be recreated or reposted in any way, without this disclaimer. The information provided herein is not related in any way to the certified data provided to the U.S. Department of Labor.

Figure 2.1

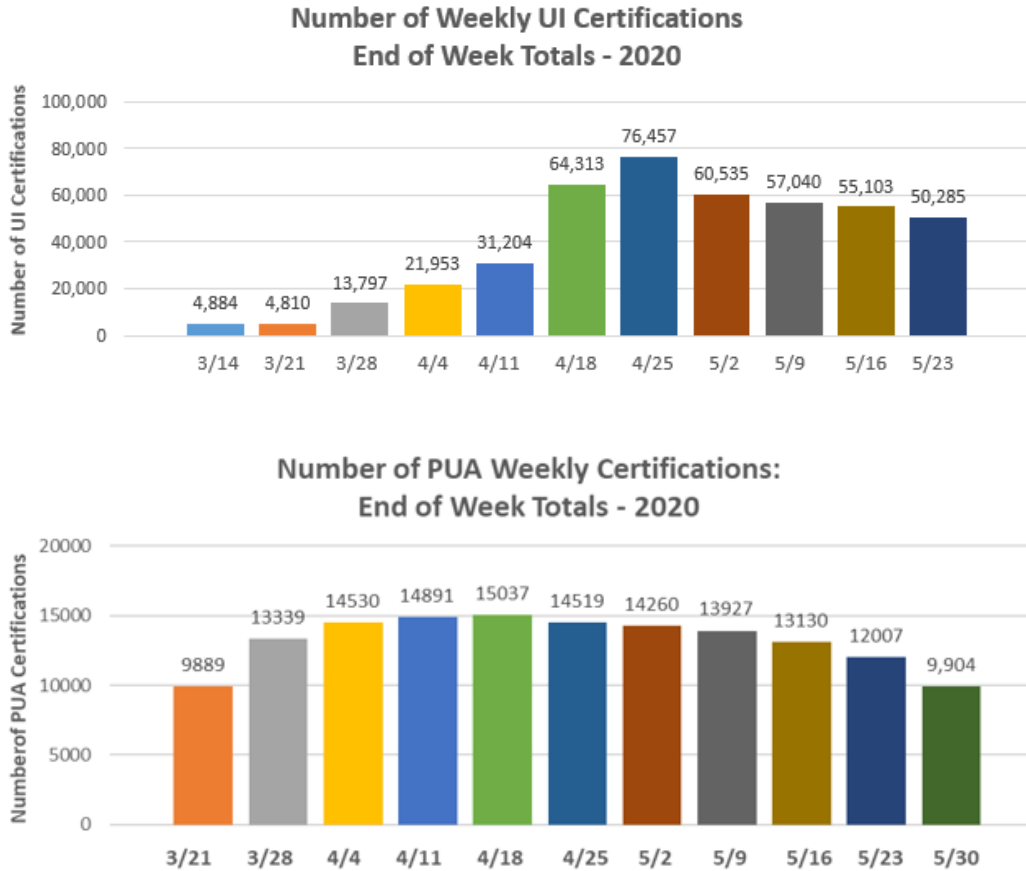
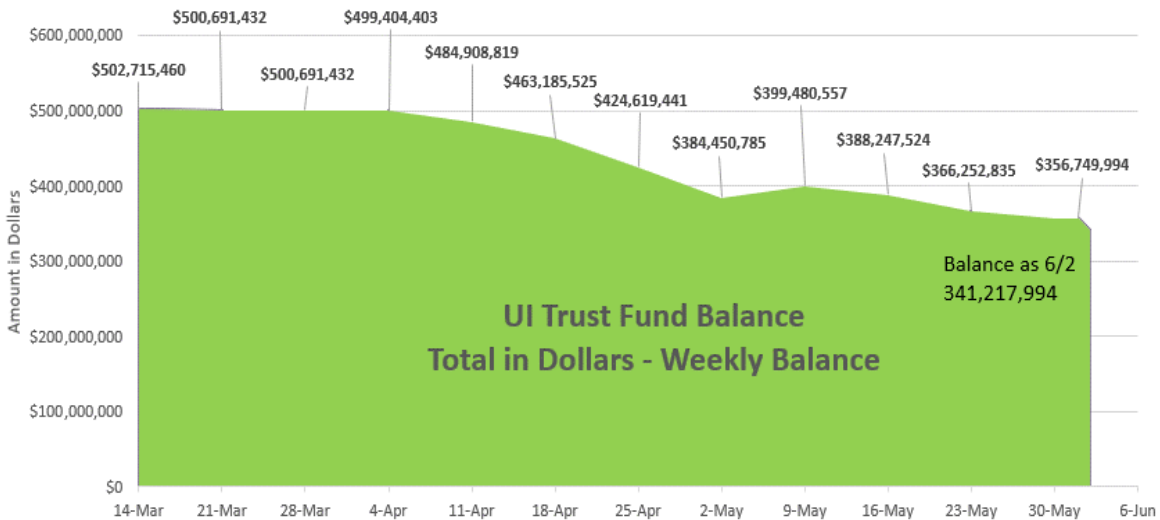


Figure 2.2



The data presented in this publication represents unofficial information collected from a variety of sources, and is being provided in order to ensure transparency, the freedom of information, and a well-informed public. While it is accurate to the extent ascertainable by the Department at the time of publication, it has not been subject to inspection or validation, and does not constitute verified employment data for the purposes of required reporting and formal release. This data is for the sole purpose of informing the public and shall not be recreated or reposted in any way, without this disclaimer. The information provided herein is not related in any way to the certified data provided to the U.S. Department of Labor.