

**To:** Vermont Legislature  
**From:** Michael Harrington, Labor Commissioner  
**Date:** August 25, 2020  
**Subject:** Unemployment Insurance Weekly Update

---

**This report includes both new and continuing efforts. New information is in RED.**

### **Lost Wage Assistance Program (LWA)**

- The State's application for the LWA was submitted and approved by FEMA and we have begun to implement the additional \$300 benefit. The total grant award as \$35.8 million which will likely pay out benefits to eligible claimants up to three weeks. We anticipate this program will be implemented within the next 2-3 weeks and will communicate directly with claimants on what steps are necessary to receive the supplemental benefit.

### **Federal Pandemic Unemployment Compensation**

- No new updates are available at this time. Congress remains at an impasse.

### **Unemployment Extended Benefits**

- The Department has implemented the high Extended Benefits program which will provide an additional 20 weeks of benefits to eligible UI claimants, but only after regular UI and PEUC benefits are exhausted.

### **Claim Issues**

- Claimants that contact the claimant assistance center with an issue that cannot be resolved within 24-hours will be moved to the Inquiry Tool and a specialist will be assigned to their case for expedited resolution. The Claimant Assistance Center can be reached at 877-214-3332.

### **UI Fraud**

- Individuals who believe a fraudulent claim has been filed using their personal information should notify the Department of Labor at 802-828-4101. This line is exclusively for fraud reports. More information about fraud and the ability to submit online reports is available at: <https://labor.vermont.gov/ui-fraud>.

### **Claims Adjudications and Appeals**

- Beginning this week, the Department is launching a team of factfinders to conduct initial outreach to claimants and employers in an effort to gather necessary information pertaining to contested claims. Once the fact-finding process is complete, that information will be passed onto an experienced adjudicator to write a final determination. The implementation of this process is expected to increase the number of claims that can be resolved each week, thus reducing the number of long-standing claims in adjudications.

### **Reimbursable Employer Charge Relief**

- On August 3<sup>rd</sup> the President signed S.4209, which will provide immediate relief for reimbursable employers. Instead of reimbursable employers being required to pay 100% of their UI liabilities upfront, just to be reimbursed half, this bill allows reimbursable employers to only pay 50% of their liability.
- The Department is actively working to implement the necessary steps to allow for the 50% charge relief and contribution processes.

## APPENDIX

**Popular Links:**

- [Click here for PUA general information](#)
- [Click here for PUA FAQs](#)
- [Click here for PUA application video demonstration](#)
- [Click here for unemployment general information](#)
- [Click here for frequently asked questions](#)
- [Click here for Return to Work Frequently Asked Questions](#)

**Traditional Unemployment Insurance (TUI)**

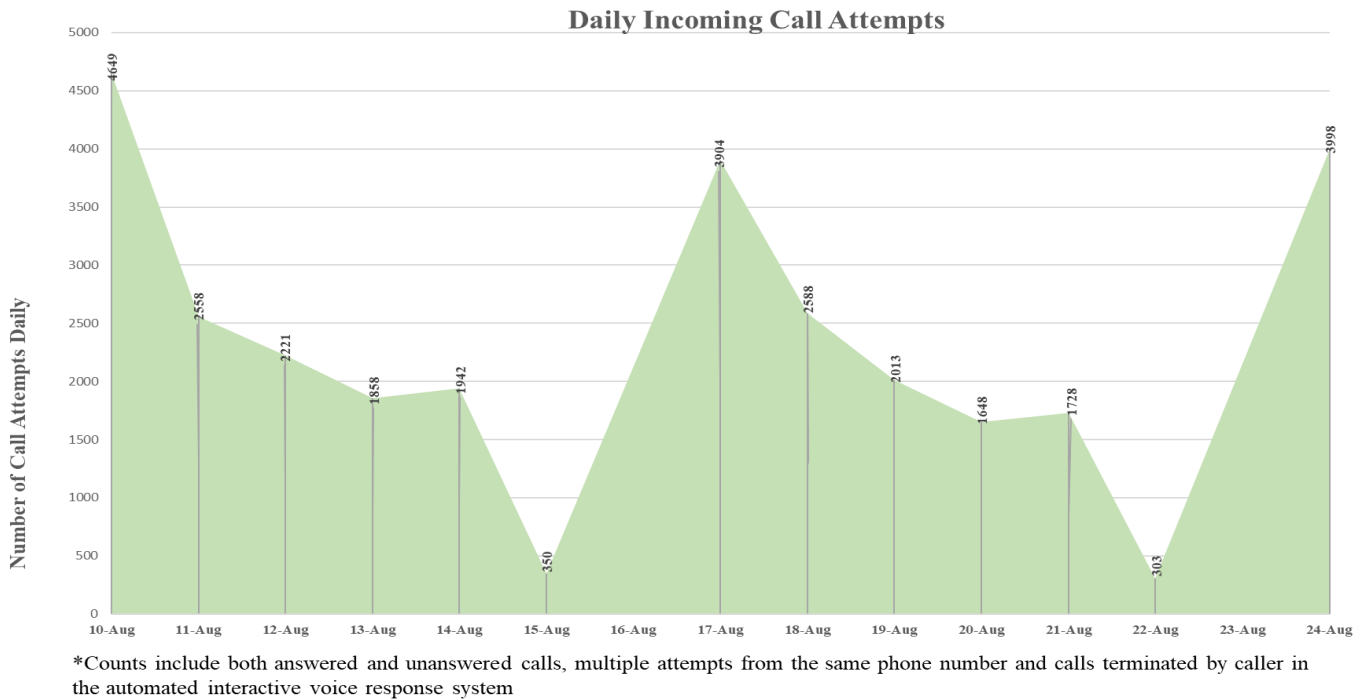
<b>*Numbers as of Wednesday, August 19, 2020</b>		
Total Initial Claimants Filed	<b>119,134</b>	Total Number of Initial Claimants.
Initial Claimants Eligible for UI	<b>81,122</b>	Number of claimants eligible for UI.
Initial Claimants Eligible for UI - Paid	<b>73,800</b>	Number of claimants who are receiving, or have received, UI benefits.
Initial Claimants Eligible for UI - Not Paid	<b>7,322</b>	Number of claimants who meet basic eligibility thresholds, and who either have issues on their claim or <b>are no longer filing.</b>
UI Trust Fund Balance	<b>\$297,041,963</b>	Trust Fund balance can fluctuate due to benefit payments, earned interest, employer contributions, and federal reimbursements. (Note: Balance as of 3/1/2020 <b>\$506,157,247</b> )

**Pandemic Unemployment Assistance (PUA)**

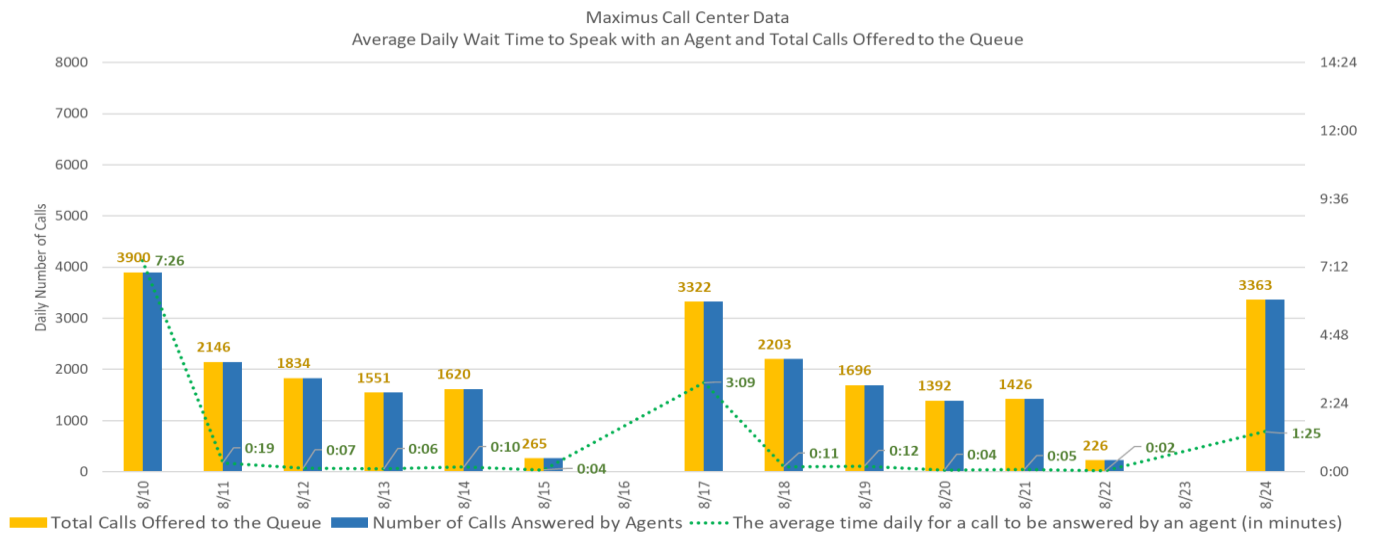
<b>*Numbers as of Wednesday, August 19, 2020</b>		
Claimants Potentially PUA Eligible	<b>31,676</b>	Total number of claimants that could complete the PUA application and are in the system
Claimants in PUA – Filed	<b>23,257</b>	# of claimants who have completed the PUA application
Claimants in PUA – Filed & Eligible	<b>19,924</b>	# of eligible claimants
Claimants in PUA – Filed & Ineligible	<b>3,309</b>	# of ineligible claimants
Claimants Eligible for PUA - Filed and Paid	<b>18,228</b>	# of eligible claimants receiving PUA benefit.
Claimants in PUA -Filed and Not Paid	<b>1,696</b>	# of claimants that have a payment pending, issue on weekly claim to resolve, or have returned to work and are not filing.
Total PUA Benefits Dispersed	<b>\$188,188,886</b>	Total amount of PUA benefits paid

*The data presented in this publication represents unofficial information collected from a variety of sources, and is being provided in order to ensure transparency, the freedom of information, and a well-informed public. While it is accurate to the extent ascertainable by the Department at the time of publication, it has not been subject to inspection or validation, and does not constitute verified employment data for the purposes of required reporting and formal release. This data is for the sole purpose of informing the public and shall not be recreated or reposted in any way, without this disclaimer. The information provided herein is not related in any way to the certified data provided to the U.S. Department of Labor.*

**Figure 1.1**



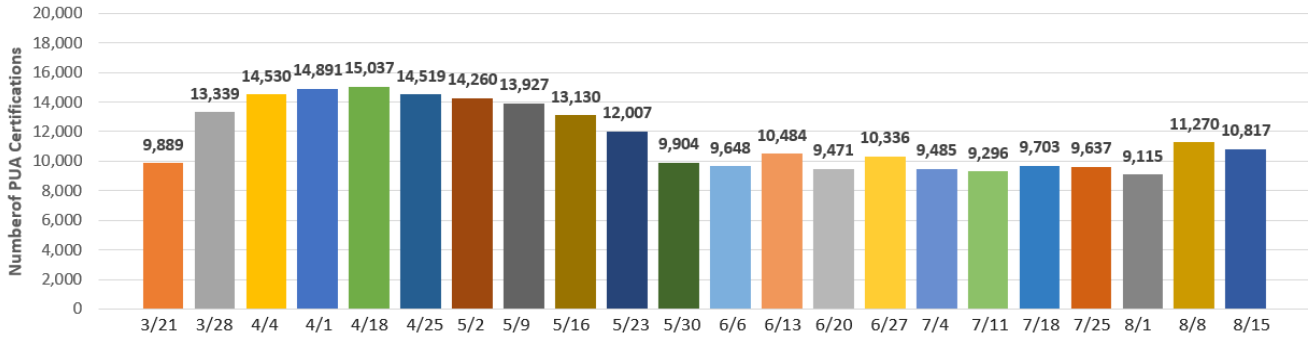
**Figure 1.2**



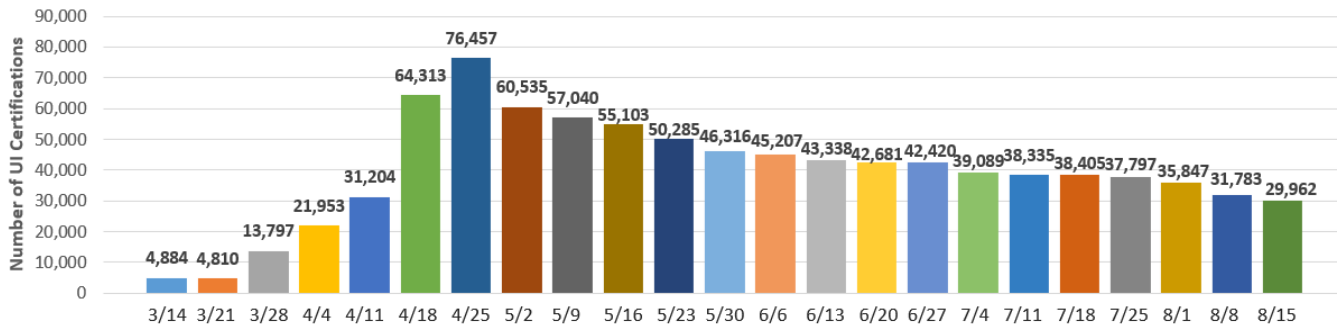
The data presented in this publication represents unofficial information collected from a variety of sources, and is being provided in order to ensure transparency, the freedom of information, and a well-informed public. While it is accurate to the extent ascertainable by the Department at the time of publication, it has not been subject to inspection or validation, and does not constitute verified employment data for the purposes of required reporting and formal release. This data is for the sole purpose of informing the public and shall not be recreated or reposted in any way, without this disclaimer. The information provided herein is not related in any way to the certified data provided to the U.S. Department of Labor.

**Figure 2.1**

**Number of PUA Weekly Certifications:  
Weekly Totals - 2020**

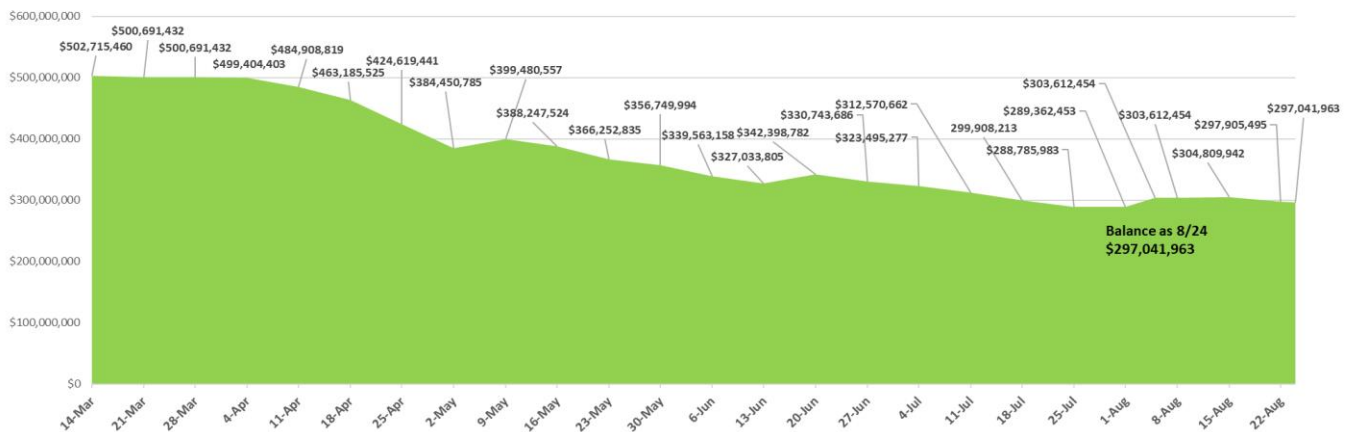


**Number of Weekly UI Certifications (Continued Claims)  
Weekly Totals - 2020**



**Figure 2.2**

**UI Trust Fund Balance  
Total in Dollars - Weekly Balance**



The data presented in this publication represents unofficial information collected from a variety of sources, and is being provided in order to ensure transparency, the freedom of information, and a well-informed public. While it is accurate to the extent ascertainable by the Department at the time of publication, it has not been subject to inspection or validation, and does not constitute verified employment data for the purposes of required reporting and formal release. This data is for the sole purpose of informing the public and shall not be recreated or reposted in any way, without this disclaimer. The information provided herein is not related in any way to the certified data provided to the U.S. Department of Labor.