

State of Vermont
Department of Labor
Office of the Commissioner

5 Green Mountain Drive
P.O. Box 488
Montpelier, VT 05601
labor.vermont.gov

[telephone] 802-828-4301
[fax] 802-828-4181

To: Vermont General Assembly
From: Commissioner's Office, Department of Labor
Date: December 1, 2020
Subject: Unemployment Insurance Weekly Update

GENERAL

- *Figure 5* shows a snapshot of the entire traditional UI, PEUC, and EB filing period (52 weeks) and the number of individuals filing in each respective week as of the end of last week. As the data shows, there are currently 7,779 individuals filing under the initial 26 weeks of Regular UI, 11,741 individuals are currently filing under the PEUC program, and 856 individuals are filing under the EB program. Additionally, there are another 8,503 individuals filing in the PUA program. With CARES Act programs (PEUC and PUA) coming to a close on December 26, 2020 and the anticipated end of the Extended Benefits program sometime in mid-December, roughly 70-75% of the unemployment filing population will lose their benefits by the end of the year.
- Without Congressional action extending the CARES Act programs, specifically the PUA and PEUC programs, the Department estimates that a majority of current claimants will lose their benefits in mid to late December when these programs sunset. The Department is working with other state agencies to develop and deploy additional information and resources to those impacted. Claimants are also being notified of the expected end of these programs.
- The Department will still be able to issue payments for these programs for any weeks that were filed while the programs were active. This includes eligible claimants whose claims are under review by the Department or are part of an active appeal that is made eligible after the program end date.
- At the start of the pandemic, work search requirements were waived for all claimants. It is important for claimants to remember that if they are unemployed, and detached from their employer, they are strongly encouraged to actively search for work. It is likely at some point in the near future, work search requirements will be reinstated, and claimants will be required to complete weekly job contacts. Claimants may also reach out to the Workforce Development Division through the [Job Seeker Inquiry Form](#) for assistance in finding job opportunities.

CLAIMS

- Our weekly numbers continue to show an increase in the number of initial claims be filed. This is believed to be part of the seasonal shift in employment. Traditionally, the week of Thanksgiving is the Department’s busiest week of the year for the UI Division.
- Claimants filing for unemployment continue to receive a weekly jobs newsletter with highlighted job opportunities available across Vermont. **November 30th newsletter:** <https://conta.cc/2KOqdTb>.

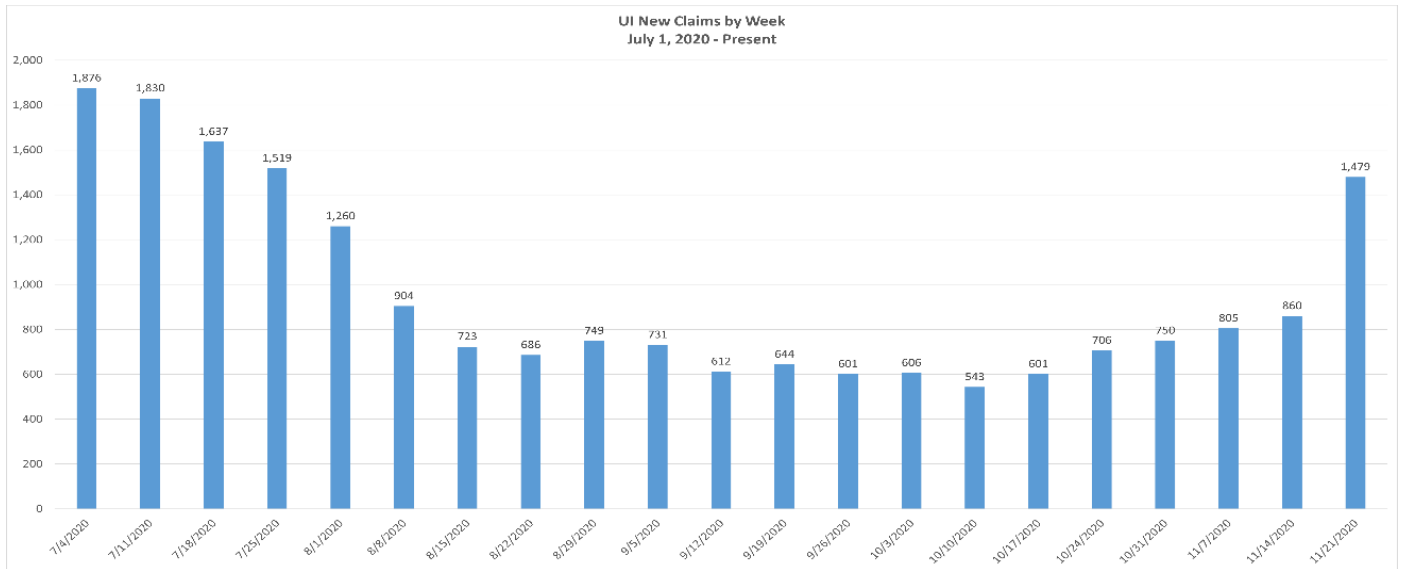


Figure 1

Continued Claims Filed						
Week Ending	10/17	10/24	10/31	11/7	11/14	11/21
Regular UI	13,438	12,535	11,555	11,209	10,825	11,150
PEUC	7,715	8,256	8,674	8,995	9,158	9,598
EB	666	686	703	724	701	754
PUA	8,347	8,333	8,236	8,274	8,255	8,503
Total	30,166	29,810	29,168	29,202	28,939	30,005

Figure 2

The data presented in this publication represents unofficial information collected from a variety of sources, and is being provided in order to ensure transparency, the freedom of information, and a well-informed public. While it is accurate to the extent ascertainable by the Department at the time of publication, it has not been subject to inspection or validation, and does not constitute verified employment data for the purposes of required reporting and formal release. This data is for the sole purpose of informing the public and shall not be recreated or reposted in any way, without this disclaimer. The information provided herein is not related in any way to the certified data provided to the U.S. Department of Labor.

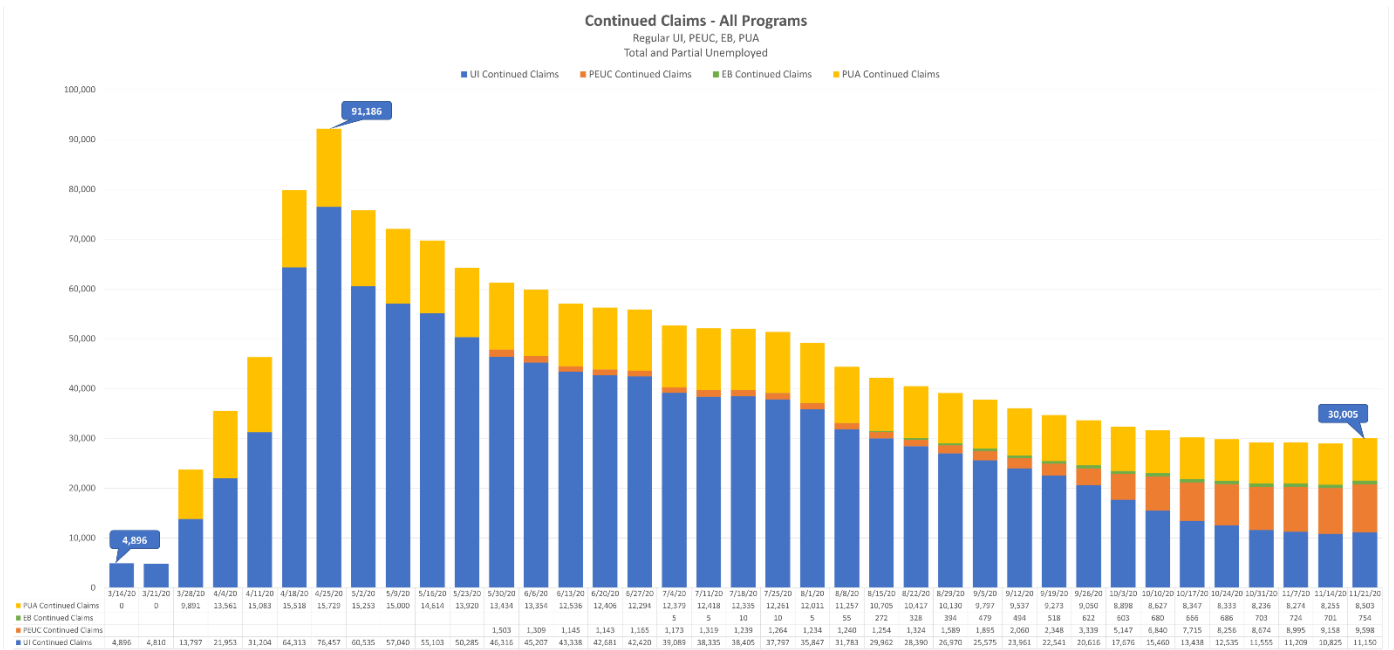


Figure 3

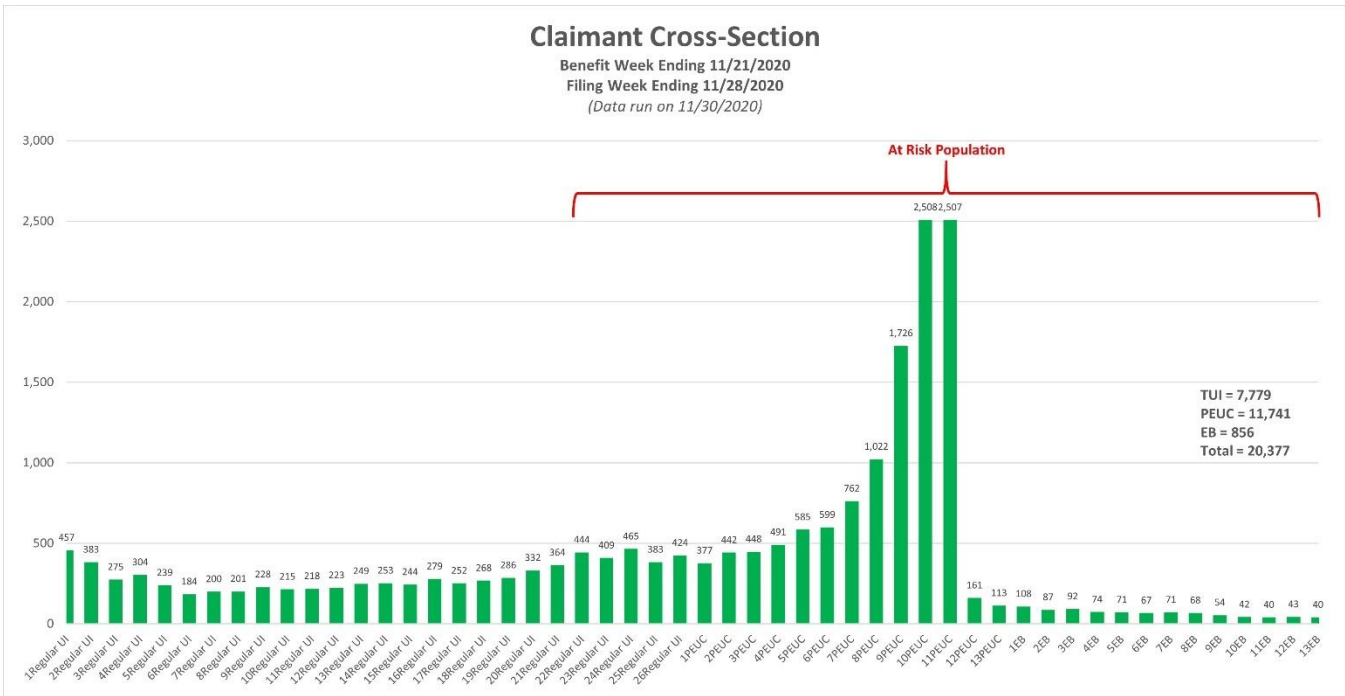


Figure 4

PAYMENTS

- The Vermont Short Term Supplemental (VSTS) benefit was paid out to all eligible claimants. In total, there were 33,509 claimants receiving the benefit for a total payment amount of \$14,606,500.

The data presented in this publication represents unofficial information collected from a variety of sources, and is being provided in order to ensure transparency, the freedom of information, and a well-informed public. While it is accurate to the extent ascertainable by the Department at the time of publication, it has not been subject to inspection or validation, and does not constitute verified employment data for the purposes of required reporting and formal release. This data is for the sole purpose of informing the public and shall not be recreated or reposted in any way, without this disclaimer. The information provided herein is not related in any way to the certified data provided to the U.S. Department of Labor.

- The LWA program has paid out \$55,180,330 in benefits with just over \$14 Million remaining. We continue to pay claimants as they certify and/or become eligible on a regular basis.

Claims Payment Processing						
Week Ending	Regular UI Claims Paid	Regular UI Payments	PUA Claims Paid	PUA Payments	Total Payments Issued	Trust Fund Balance
October 17	21,107	\$6,970,313	12,662	\$3,866,363	\$10,836,676	\$266,324,717
October 24	21,605	\$6,831,764	7,795	\$2,430,550	\$9,262,314	\$262,856,233
October 31	20,411	\$6,834,139	7,812	\$2,342,051	\$9,176,190	\$262,290,343
November 7	20,359	\$6,809,641	7,750	\$2,318,413	\$9,128,054	\$259,867,537
November 14	20,041	\$6,580,466	8,023	\$2,506,616	\$9,087,082	\$258,433,413
November 21	20,595	\$7,062,919	8,005	\$2,537,754	\$9,600,673	\$255,487,068

Figure 5

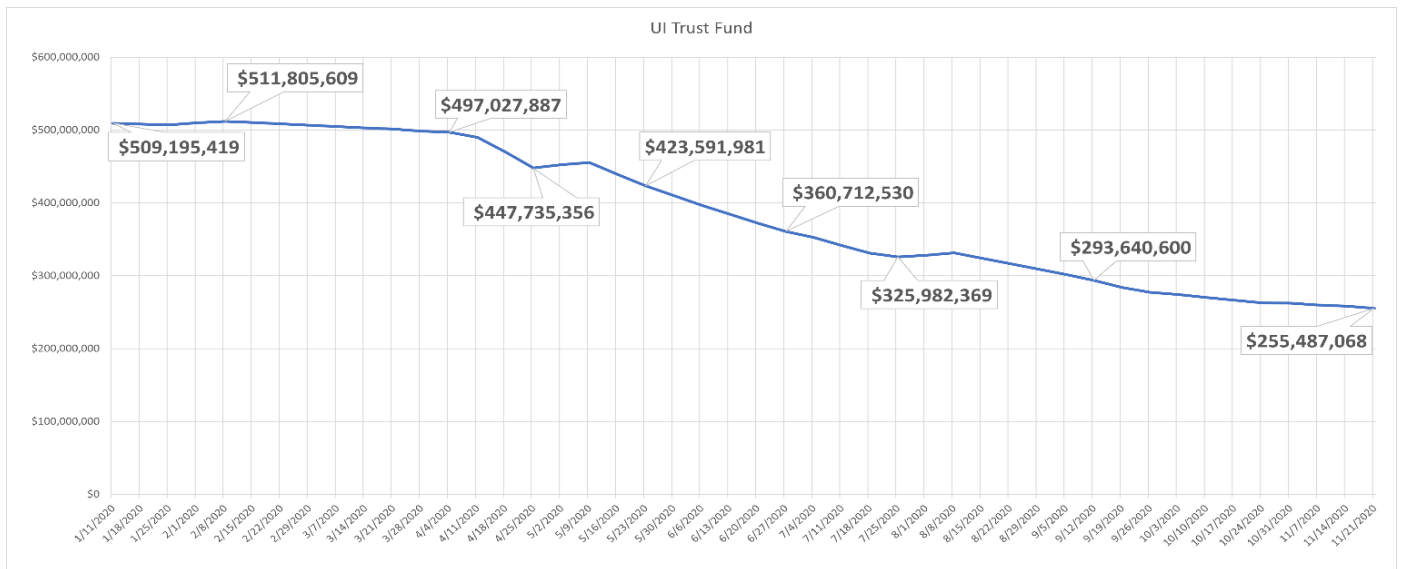


Figure 6

CLAIMANT ASSISTANCE CENTER

- We continue to see high call volume and wait times on Mondays. Claimants are encouraged to call later in the day on Monday or later in the week whenever possible.

Two Week Call Volume Summary			
Average Agents	Average Calls Per Day	Average Length of Call	Average Hold Time
71	2,605	8:13	7:09

The data presented in this publication represents unofficial information collected from a variety of sources, and is being provided in order to ensure transparency, the freedom of information, and a well-informed public. While it is accurate to the extent ascertainable by the Department at the time of publication, it has not been subject to inspection or validation, and does not constitute verified employment data for the purposes of required reporting and formal release. This data is for the sole purpose of informing the public and shall not be recreated or reposted in any way, without this disclaimer. The information provided herein is not related in any way to the certified data provided to the U.S. Department of Labor.

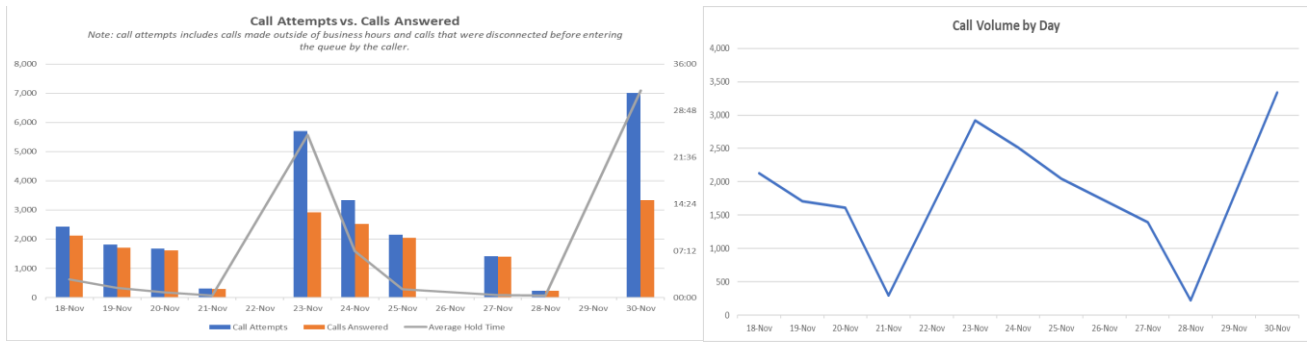


Figure 7

OTHER RESOURCES

- [UI “How-To” video library](#)
- [Live Chat with UI Claimant Assistance Center](#)
- [Weekly Virtual Town Hall events for employers](#)
- [Job seeker inquiry form for individuals seeking re-employment services](#)
- [Seasonal layoff information for employers and claimants](#)

The data presented in this publication represents unofficial information collected from a variety of sources, and is being provided in order to ensure transparency, the freedom of information, and a well-informed public. While it is accurate to the extent ascertainable by the Department at the time of publication, it has not been subject to inspection or validation, and does not constitute verified employment data for the purposes of required reporting and formal release. This data is for the sole purpose of informing the public and shall not be recreated or reposted in any way, without this disclaimer. The information provided herein is not related in any way to the certified data provided to the U.S. Department of Labor.