

VOSHA Fall Protection

Daniel Whipple, OHST
Compliance Assistance Specialist
Vermont Occupational Safety and Health




Falls

- The leading cause of Death in the Construction Industry
- Falls account for approximately 33% of Fatalities
- Common Fall Hazards include, platforms, roofs, holes (floors and walls), Excavations, open sided floors, stairways and shafts.
- [Falls can happen](#)

Acceleration = 32 ft/sec²





General Concepts

- This presentation will focus on the general concepts to include
 - Hazard Recognition
 - Proper safe actions and procedures
 - Using tools according to the manufacturers specifications.
-



How do we abate hazards?

- ***Hierarchy of Controls***

1. Engineering
2. Administrative (Work Practice)
3. Personal Protective Equipment (PPE)

- These three steps should always be in mind when evaluating hazards
-




Competent Person in Construction

- A person who;
 - Knows the right standard,
 - Can identify hazards in the operation, and
 - Is designated by the employer, and has the authority to take appropriate actions.
 - "Competent Person" is found in many standards.
 - Some standards set specific requirements for the "competent person."
 - [Fall Video](#)
-


Physical Fall Protection Options



Personal Fall Arrest System (PFAS)



Guardrails



Safety Net

Fall Protection Planning



Lanyards and PFAS in use



Personal Fall Arrest Systems



- You must be trained how to properly use PFAS.
- ~~PFAS = anchorage, lifeline and body harness.~~



Safety Line Anchorages



Must be independent of any platform anchorage and capable of supporting at least 5,000 lbs. per worker

Guardrails



Top Rail
Mid- Rail
Toeboard

- Top rails between 39 and 45 inches tall
- Toeboards at least 3 1/2 inches high



Safety Nets



Place as close as possible, but no more than 30 feet below where employees work



When Fall Protection is Needed

- Walkways & ramps
- Open sides & edges
- Holes
- Concrete forms & rebar
- Excavations
- Roofs
- Wall openings
- Bricklaying
- Residential Construction



Walkways and Ramps





Fall Protection - Residential Construction



In residential construction, you must be protected if you can fall more than 6 feet

Unprotected Sides & Edges



Unprotected edge

Unprotected sides and edges must have guardrails or equivalent



Sides & Edges - Improper Guarding



This 1/4" nylon rope alone is not a proper way to guard this open floor

Sky Lights and Other Openings



- Holes more than 6 feet high must be protected
- This opening could be made safe by using a guardrail, or strong cover

Floor Holes



- **Cover completely and securely**
- **If no cover, can guard with a guardrail**

Concrete Forms and Rebar



- Use PFAS when working on formwork or rebar
- Cover or cap protruding rebar

Excavations

Guard excavations more than 6 feet deep when they are not readily seen because of plant growth or other visual barriers

In addition to needing guarding, this excavation is not properly shored



Roofs




If you work on roofs and can fall more than 6 feet, you must be protected

Wall Openings



Wall opening

If you work near wall openings 6 feet or more above lower levels you must be protected from falling



Training

Employers must provide and document fall protection training

The training is to teach you:

- **How to recognize hazards**
- **How to minimize hazards**

The training must cover:


- **Fall hazards**
- **Fall protection systems**
- **Use of fall protection devices**





Summary

- If you can fall more than 6 feet, you must be protected
- Competent person must evaluate and supervise method of protection
- Use fall protection on:
 - walkways & ramps, open sides & edges, holes, concrete forms & rebar, excavations, roofs, wall openings, bricklaying, residential construction
- Protective measures include guardrails, covers, safety nets, and Personal Fall Arrest Systems



*Your Decision to Work Safely
Matters*

Questions?